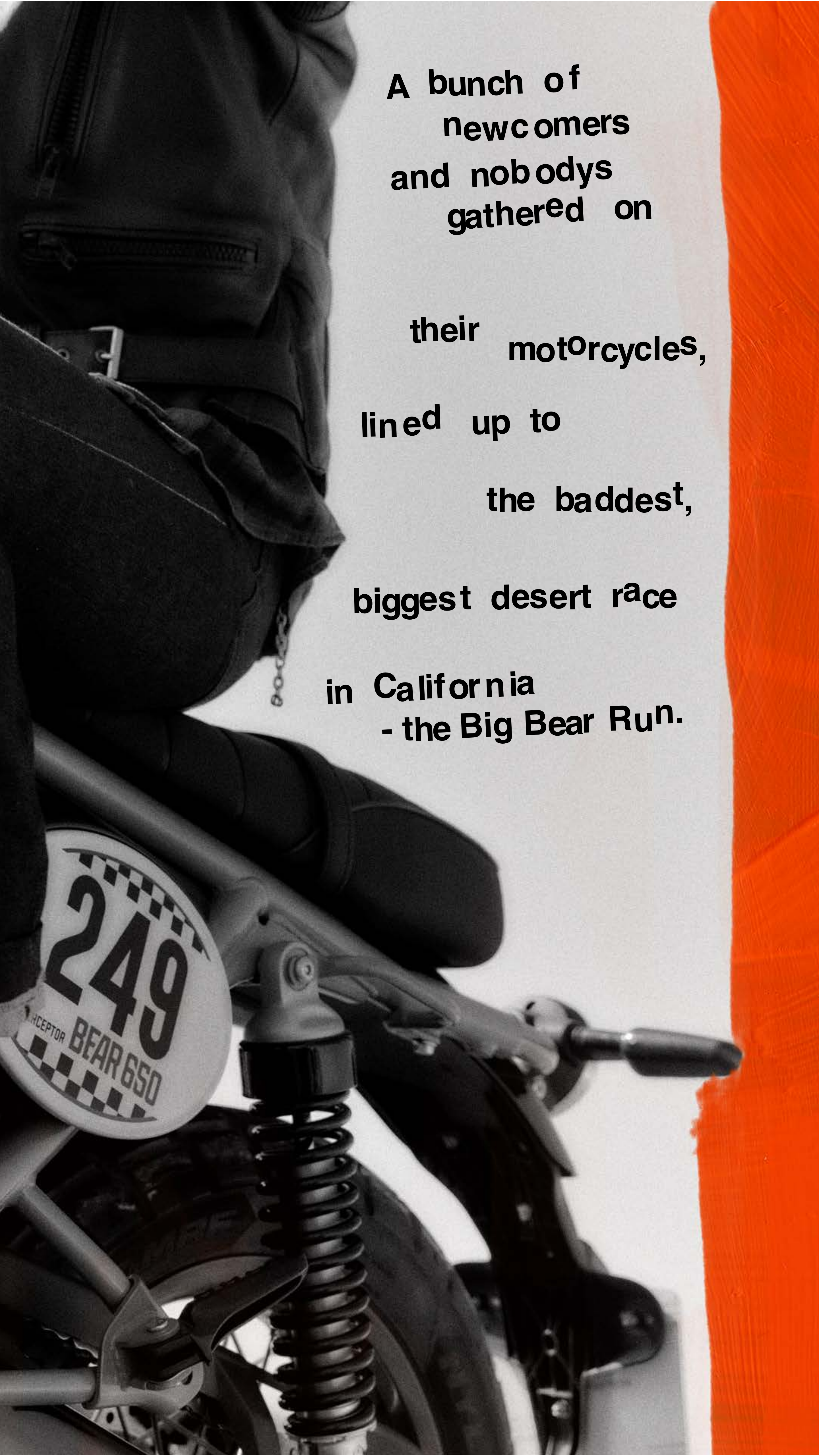




The year was 1960



**A bunch of
newcomers
and nobodys
gathered on**

**their motorcycles,
lined up to**

the baddest,

biggest desert race

in California

- the Big Bear Run.




**With
no rules,
roads
or tech,**

the only spectators

**were the cacti
and their coyotes.**





But each rider had one piece of essential kit,



their
GUT



On that day, amongst the 100s
of sideburned hopefuls, the first across
the line, was a rookie 16-year-old.

A soon-to-be somebody,
by the name of
Eddie Mulder.

And the motor cycle
that carried him across
the line that day?

A Royal Enfield.

**Eddie's unexpected victory proved
that the greatest technological
innovation in motorcycling
wasn't a piece of tech.**

**It was the ability to build
a motorcycle geared
not for power but
for gut feel.**



**It's still the fundamental component
in any motorcycle worth riding
- and it is built into the bones
of The Bear 650,
embodying our rallying cry:
In Gut We Trust.**





**A road scrambler
with sixties soul,
fuelled by gut feel
and powered by**

**Royal Enfield's
celebrated 650cc
parallel twin.**



**Inspired by a legendary race
in the Californian desert,
every nut, bolt and stitch on the Bear
is a tribute to its badass,
bad-roader heritage.**



chunky

dual-purpose

tyres



Chunky dual purpose tyres are a key scrambler feature. They provide more grip on loose surfaces without losing confidence on tarmac. The open square tread blocks give a retro flavour.

**and upside
down forks**




This canyon carver features upside-down forks on the front suspension promising complete confidence and control on open roads, graded trails and broken tarmac.

paired with

the full-map

Tripper Dash™



Tripper Dash - because the gut doesn't know everything!
Access your music, messages, maps, and more without taking your phone out with the Bear 650's Tripper Dash powered by Google Maps.

ENGINE & TRANSMISSION

Engine Type	Inline twin cylinder, 4 stroke, SOHC
Displacement	648cc
Compression ratio	9.5:1
Max power	47.4 PS (34.9 kW) @ 7150 rpm
Max torque	56.5 Nm @ 5150 rpm
Idle RPM	1200 ± 100 rpm
Ignition	Digital spark ignition
Lubrication	Forced lubrication, Wet sump with pump driven oil delivery
Engine Oil	10W-50 to API SL (or higher) JASO MA2, (Fully synthetic)
Clutch	Wet multi plate
Gear box	6 Speed constant mesh

CHASSIS & SUSPENSION

Frame	Steel tubular, double cradle frame
Front Suspension	Upside down telescopic fork 43mm
Front wheel travel	130mm
Rear Suspension	Twin shock
Rear wheel travel	115mm

DIMENSIONS & WEIGHTS

Wheel Base	1460
Ground Clearance	184
Length	2216mm
Width	855
Height	1160
Kerb Weight (90% Fuel and oil)	214 kg
Gross vehicle weight	400 kg
Fuel tank capacity	13.7 L

ROYAL ENFIELD



BEAR650

IN
GUT WE
TRUST

